

Non-Traditional Students


Institution	% of students over 25
Saint Leo University	77%
Hodges University	66%
Florida Hospital College of Health Sciences	60%
Barry University	56%
Nova Southeastern University	52%
Warner University	46%
Jacksonville University	40%
Saint Thomas University	35%
Florida Atlantic University	33%
Florida Memorial University	32%
University of West Florida	31%
Eckerds College	28%
Edward Waters College	24%
Florida International University	24%
Palm Beach Atlantic University	24%
Rollins College	24%
University of South Florida	23%
Florida Southern College	23%
Florida Memorial University	22%
University of North Florida	21%
Florida Gulf Coast University	18%
University of Central Florida	17%
Southeastern University	16%
Webber International University	15%
Lynn University	14%
Ringling College of Art & Design	13%
University of Tampa	10%
Florida Agricultural & Mechanical University	10%
Florida State University	8%
Embry-Riddle Aeronautical University	7%
Bethune Cookman College	6%
Florida Institute of Technology	6%
Stetson University	6%
Flagler College	5%
University of Florida	5%
Clearwater Christian College	4%
New College of Florida	4%
Beacon College	n/a
Florida College	n/a

ICUF institutions play an important role in providing access to non-traditional students.

18 of the top 25 schools with the highest percentage of students over 25 years of age are ICUF institutions.

ICUF Institutions

State Universities




Non-Traditional Students

Institution	% Part Time Students
Florida Hospital College of Health Sciences	70%
Florida Atlantic University	43%
Saint Leo University	41%
Florida International University	38%
Nova Southeastern University	35%
University of West Florida	29%
University of North Florida	29%
University of South Florida	28%
Florida Southern College	27%
Jacksonville University	27%
Hodges University	25%
University of Central Florida	25%
Barry University	23%
Florida Gulf Coast University	23%
Eckerd College	18%
Warner University	14%
Southeastern University	13%
Florida State University	12%
Rollins College	11%
Webber International University	11%
Florida Agricultural & Mechanical University	10%
Lynn University	10%
Edward Waters College	9%
University of Tampa	8%
Florida Memorial University	8%
Palm Beach Atlantic University	8%
University of Florida	8%
Embry-Riddle Aeronautical University	7%
University of Miami	7%
Bethune Cookman College	5%
Florida Institute of Technology	5%
Saint Thomas University	5%
New College of Florida	4%
Flagler College	4%
Florida College	4%
Stetson University	4%
Clearwater Christian College	3%
Ringling College of Art & Design	3%
Beacon College	n/a

ICUF institutions play an important role in providing access to non-traditional students.

17 of the top 25 schools with the highest percentage of part time students are ICUF institutions.




Non-Traditional Students

Institution Name	Percentage Total Minority
Edward Waters College	100%
Bethune Cookman College	98%
Florida Agricultural & Mechanical University	97%
Florida Memorial University	94%
Saint Thomas University	83%
Florida International University	83%
Barry University	69%
Nova Southeastern University	64%
Saint Leo University	45%
University of Miami	43%
Florida Atlantic University	42%
Hodges University	39%
Webber International University	39%
Florida Hospital College of Health Sciences	35%
Warner University	35%
University of Florida	32%
Jacksonville University	31%
University of South Florida	31%
Palm Beach Atlantic University	28%
University of Central Florida	28%
Florida State University	27%
Flagler College	24%
Beacon College	23%
Rollins College	23%
University of Tampa	23%
Embry Riddle Aeronautical University	22%
Southeastern University	22%
University of North Florida	22%
University of West Florida	21%
Florida Institute of Technology	20%
Ringling College of Art & Design	19%
Lynn University	18%
Florida Gulf Coast University	18%
Florida Southern College	16%
Stetson University	16%
New College of Florida	16%
Eckerd College	14%
Clearwater Christian College	11%
Florida College	8%

ICUF institutions play an important role in providing access to non-traditional students.

18 of the top 25 schools with the highest percentage of minority students are ICUF institutions including seven institutions with a majority of total minority undergraduate students.




Students with Financial Needs

Institution	Pell grants: % of all undergrad*
Bethune Cookman College	70%
Florida Memorial University	55%
Florida Agricultural & Mechanical University	54%
Hodges University	51%
Edward Waters College	50%
Warner University	43%
Nova Southeastern University	39%
Southeastern University	37%
Clearwater Christian College	36%
Webber International University	34%
Palm Beach Atlantic University	30%
Florida International University	29%
Barry University	27%
Saint Thomas University	27%
Beacon College	26%
Ringling College of Art & Design	26%
University of West Florida	24%
University of South Florida	24%
Jacksonville University	23%
Florida Hospital College of Health Sciences	22%
Florida State University	22%
Florida College	21%
Stetson University	21%
University of Tampa	21%
University of Central Florida	21%
Florida Institute of Technology	20%
University of Florida	19%
Flagler College	18%
Saint Leo University	18%
Florida Atlantic University	18%
New College	18%
Florida Gulf Coast University	17%
University of North Florida	17%
Eckerd College	16%
Rollins College	16%
University of Miami	16%
Florida Southern College	15%
Lynn University	14%
Embry-Riddle Aeronautical University	7%

ICUF institutions play an important role in providing access to students with financial needs.

19 of the top 25 schools with the highest percentage of Pell Grant eligible undergraduate students are ICUF institutions




Students with Financial Needs

Institution	Family Income <60K: % aid applicants
Warner University	76%
Bethune Cookman College	75%
Florida Memorial University	64%
Florida Agricultural and Mechanical University	58%
Edward Waters College	53%
Florida Hospital College of Health Sciences	45%
Webber International University	41%
Southeastern University	40%
Barry University	39%
Nova Southeastern University	38%
Palm Beach Atlantic University	38%
Florida International University	38%
University of Central Florida	38%
Saint Thomas University	37%
Clearwater Christian College	36%
Florida College	35%
Ringling College of Art & Design	35%
Stetson University	33%
University of Tampa	33%
Florida Institute of Technology	31%
Jacksonville University	31%
Hodges University	30%
University of South Florida	30%
University of Miami	27%
New College	27%
Florida State University	26%
University of West Florida	26%
Flagler College	25%
Florida Southern College	25%
University of Florida	25%
Eckerd College	24%
Florida Atlantic University	24%
Rollins College	22%
University of North Florida	21%
Florida Gulf Coast University	20%
Lynn University	18%
Saint Leo University	15%
Embry-Riddle Aeronautical University	11%
Beacon College	n/a

ICUF institutions play an important role in providing access to students with financial needs.

20 of the top 25 schools with the highest percentage of students whose family income is less than \$60,000 are ICUF institutions.



About the Data

ABOUT THE DATA

Data is from the 2006-2007 academic year. Data elements that have the designation (IPEDS) are based on or derived from data from the U.S. Department of Education's National Center for Education Statistics, Integrated Post-secondary Education Data System (IPEDS).

Additional data was assembled from the Institute of College Access and Success's Economic Diversity database for academic year 2006-2007 (<http://www.economicdiversity.org/>). Designated as ED.

Finally, supplemental information was provided directly from the institutions (designated by ID) and as reported in the 2007-2008 ICUF Annual Accountability Report. Full copies of this report can be found on the ICUF website (<http://www.icuf.org/publications.shtml>). Designated as ICUFAR.

The individual definitions for specific data elements are included below.

Variables	Definitions
Pell Grants: % of All Undergraduates	The number of Pell grants in 2006-07 as a percentage of the total number of undergraduate federal financial aid applicants in 2006-07 as reported on the FISAP. Calculated as the number of Pell grants divided by the number of financial aid applicants. (IPEDS)
Percent Part-Time	The number of part-time undergraduates divided by the total number of undergraduates. Part-time undergraduates are defined as students enrolled for either 11 semester credits or less, or 11 quarter credits or less, or less than 24 contact hours a week each term. (IPEDS)
Percent 25 and Over	The percent of FTE undergraduates age 25 or older. (IPEDS)
Percentage Total Minorities	The percent of Total Undergraduate Students who are minorities enrolled in Fall 2006. (IPEDS)
Family Income <\$60K:% of aid applicants	The percentage of financial aid applicants whose family income is reported as less than \$60,000 as reported by the Fiscal Operations Report and Application to Participate. (ED)